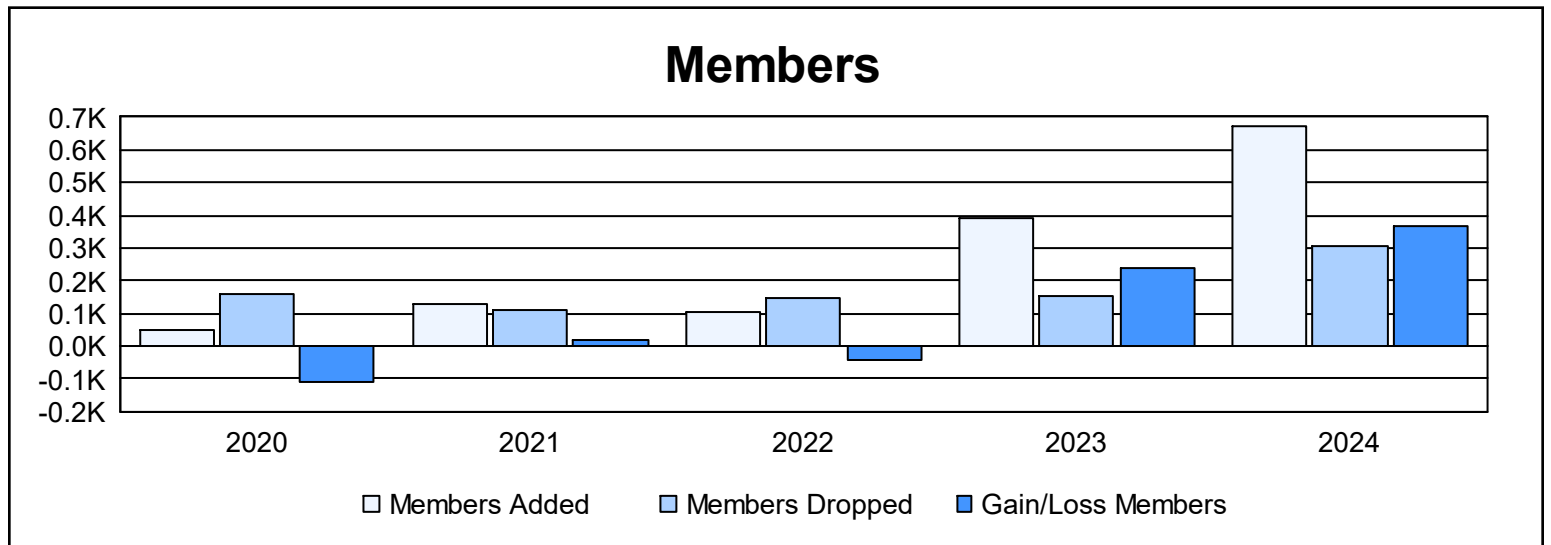
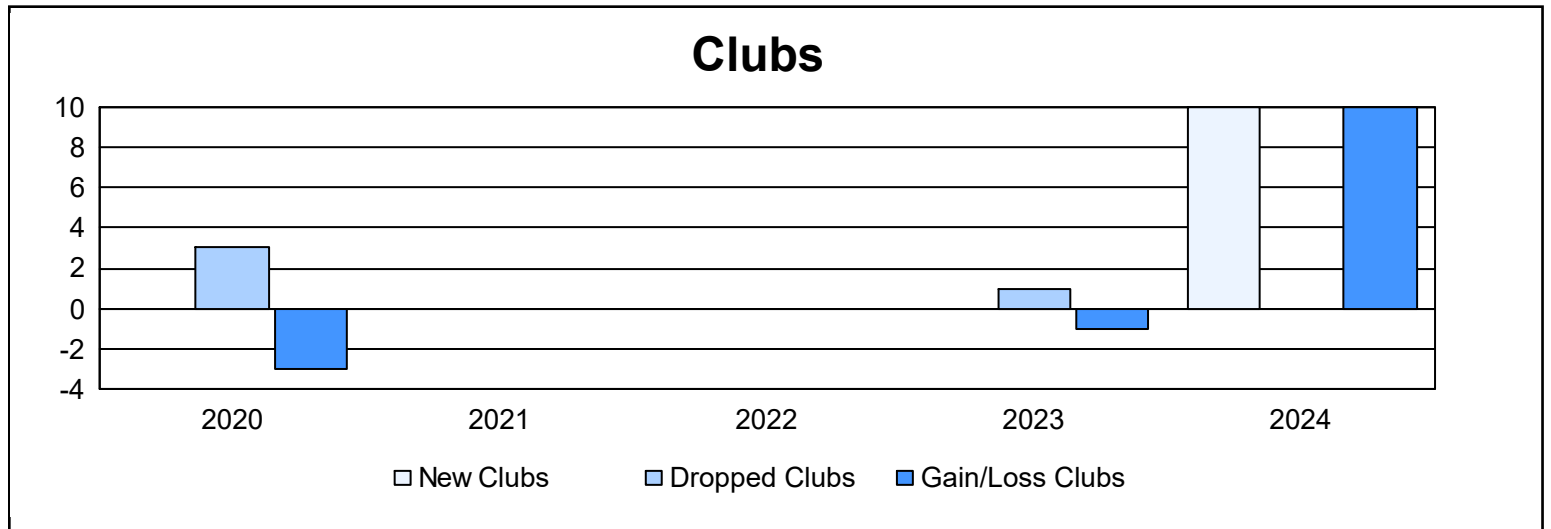
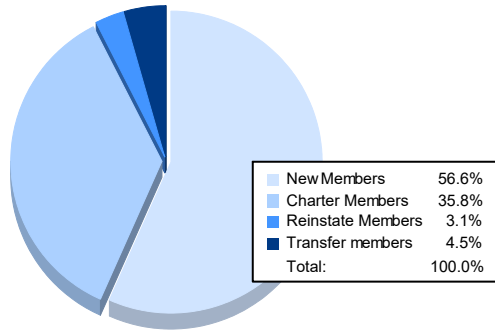


Year	New Clubs	Dropped Clubs	Gain/ Loss Clubs	New Members	Charter Members	Reinstate Members	Transfer Members	Total Member Added	Total Members Dropped	Gain/ Loss Members
2019-2020	0	3	-3	0	37	7	3	47	157	-110
2020-2021	0	0	0	114	8	0	9	131	113	18
2021-2022	0	0	0	96	4	0	6	106	147	-41
2022-2023	0	1	-1	368	7	0	17	392	151	241
2023-2024	10	0	10	380	240	21	30	671	306	365
<b>Average</b>	<b>2</b>	<b>1</b>	<b>1</b>	<b>192</b>	<b>59</b>	<b>6</b>	<b>13</b>	<b>269</b>	<b>175</b>	<b>95</b>



### Membership Composition June 2024 Cumulative



### Gender Composition June 2024 Cumulative

